


Trend Flow order (or basing)
(small pullbacks) zigzag effect

using moving averages SMA to ID trend
"average price"



~~zigzag effect~~

swing points
defining ^{rules} quantitatively


Structure

buying higher lows is
value zone

instead of buying the highs Confirmation

Higher high is intention
Higher low is confirmation

risk/reward
is
better
buying at
higher low



"pure leading"
SMA aesthetic

Save template

low rider

① 5 minute chart

2


EURUSD

② 500 SMA

USD JPY

③ 20 SMA

Is 20 SMA above 500 SMA?




"positive flow - close of candle of 2 higher than 1" (less than 15 pips)

↑ "U" below the 20 SMA
"quantitatively codified" spring

tells us that buyer has returned

to be early

candle close (less than 15 pips) difference of 1 and 2



Being in the early part of trend

SMA spread should be less than 20 pips


Stop -15 target +10
Dynamic +6 / +1 +8 / +3

Flow rider

Best at higher liquidity times

EURUSD trades

USD JPY trades




positional trades

Daily (28 currency pairs to filter) charts as opposed to 5 min

500 SMA and 20 SMA

EURUSD
USD JPY



difference between short trades 200 pips

SMA spread less than 400 pips

2 is less than candle 1
stop 200 target 200 60% should work

USE signal

Dynamic stop 75 pips breakeven 125 pips

If there is not a move upwards or downwards, can exit the trade

GBP USD and USD CAD will send false signals

* Volume should be behind the 2nd candle

When not to trade Flowrider
5 min for charts
1) NFP (press conference)
2) ECB presser always on a Thursday
3) FOMC rate decision Wednesdays

Flowrider
EA

password every 48 hours
flow97

continuous trade cycle true

lot size 0.01

stop loss 15

slippage 50

enable long true

enable short true

MA settings
— 500
— 20

padding 1.0 pip

Max padding 20.0

MA cross to start false

Candle pierce 0.1

Max MA 4.0 pip

Lincastr there is a news price spike

Number of lower highs 2

Max reference point diff 0.0 (equal to)

Max between 2 candles (higher/lower etc) 12.0 pips


live only if there is a Moving Average crossover

Flounder

EA settings (cont)

6


Trigger action - Execute trade
or Signal



Active trading time settings

Dynamic stop setting

+6 / 1 BE 8 / 3 BE



Feed back loop

Trade: short Padding: pass

← between SMA

Daily EA

7

Settings

- Chart period 1 Day
- Continuous trade cycle true
- lot size 101
- stop loss 200
- slippage 50
- enable long true
- enable short true
- MA settings 500
- 20
- Min padding 1.0
- Max padding 400
- MA cross to/start trade? false
- Min candle pierce 0.1
- Max MA 40 (above SMA)
(in case of News spike)
- Min Number of lower highs (etc)
- reference point

TAKE PROFIT Setting
L1 take profit 200

Settings (cont)

Trigger action

Active trading time settings

Dynamic stop setting
(PSU)

- profit Amount in pips 75.0
- Pips BE 1.0
- profit Amount 125.00
- Pips BE 50

Min
Max

200