

# Technical Analysis

We are studying "price movement, volume, and price relationships"

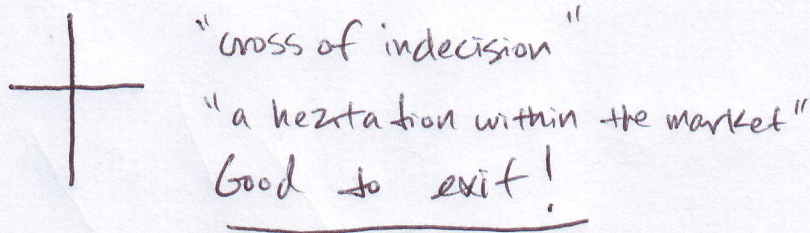
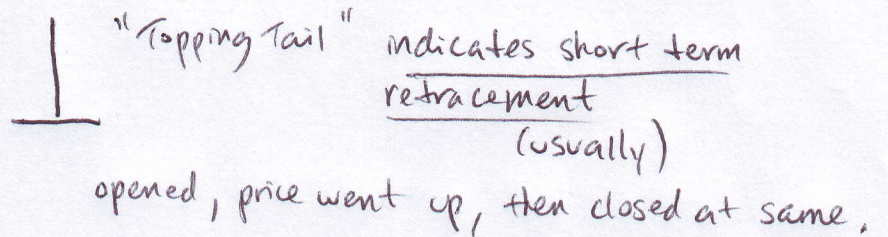
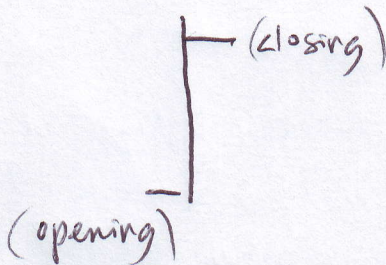
A chart shows "the price across time."

Draw lines to show key price levels.

"Different periodicities of charts" (1 hr, 1 day etc.)

We will be focusing on Candlestick charts

However for Bar Charts



## Candlestick Charts "good storytellers"

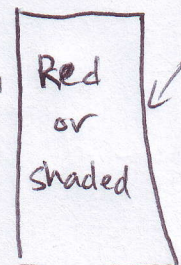

"Which one controlled the market for that day?" "We need to be able to spot the trend reversals"

Buyers

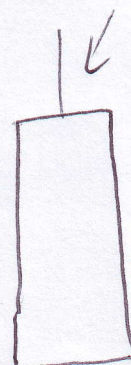
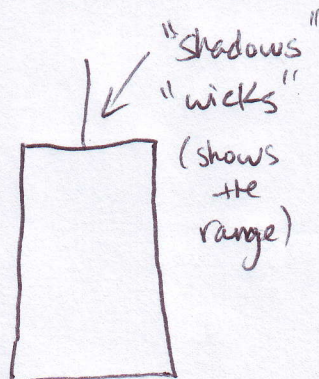
Sellers

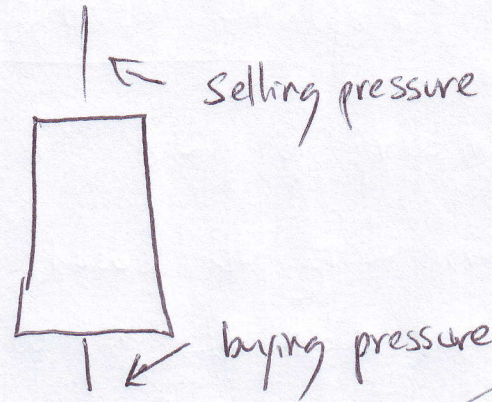
"Bulls"

"Bears"



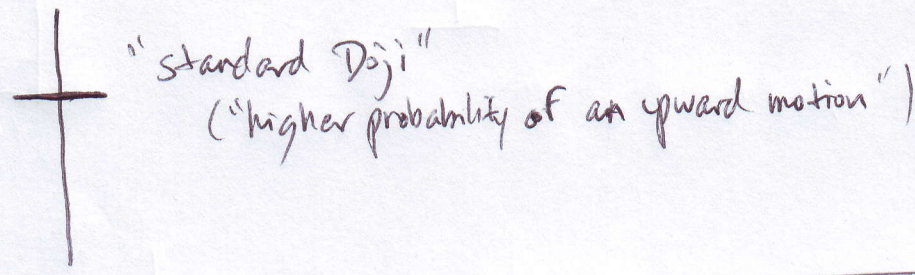
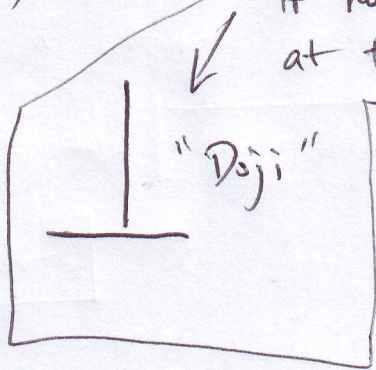
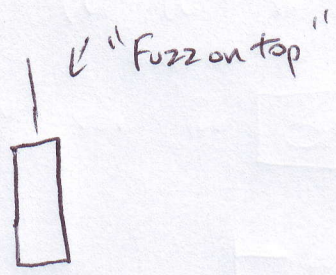
Body tells us who controls the market






Either Green (clear) or Red (shaded) controlled the market.

if no body there, it opened and closed at the same price.

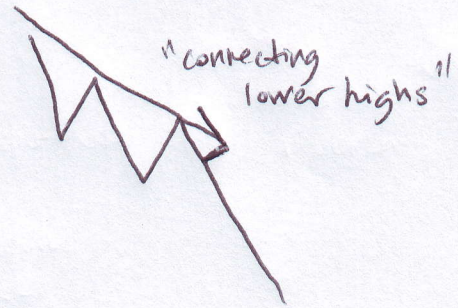


Trends

up - "series of higher highs, higher lows"  
"lows control"



we draw a trend line at the bottom of price




"We need 3 points of contact to confirm the trend"

"Draw a line and set a rule."

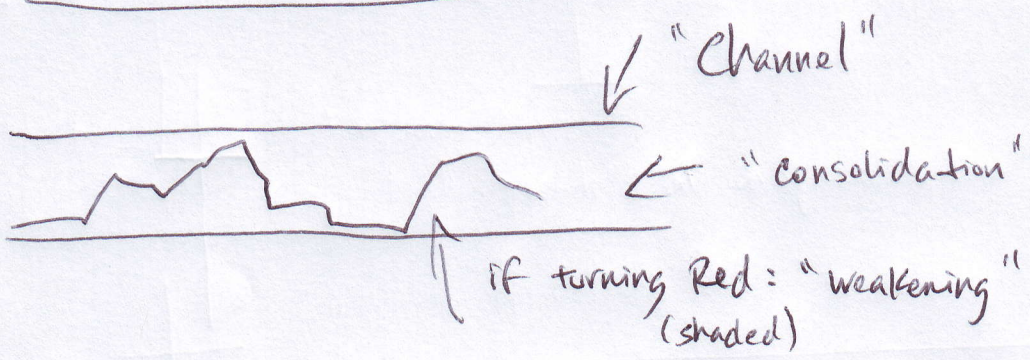
"if the price breaks the trend line get out of the trade."  
"or sell" (that is)

"Let the trend be your friend."

Find the support areas, Draw a line.



When the price does not move much...  
 "moves sideways"  
 it's called "Basing" or "building a base"  
 Volume will push price up or down.



When the activity starts to increase we can make a plan.

Is this sideways movement resistance or support?

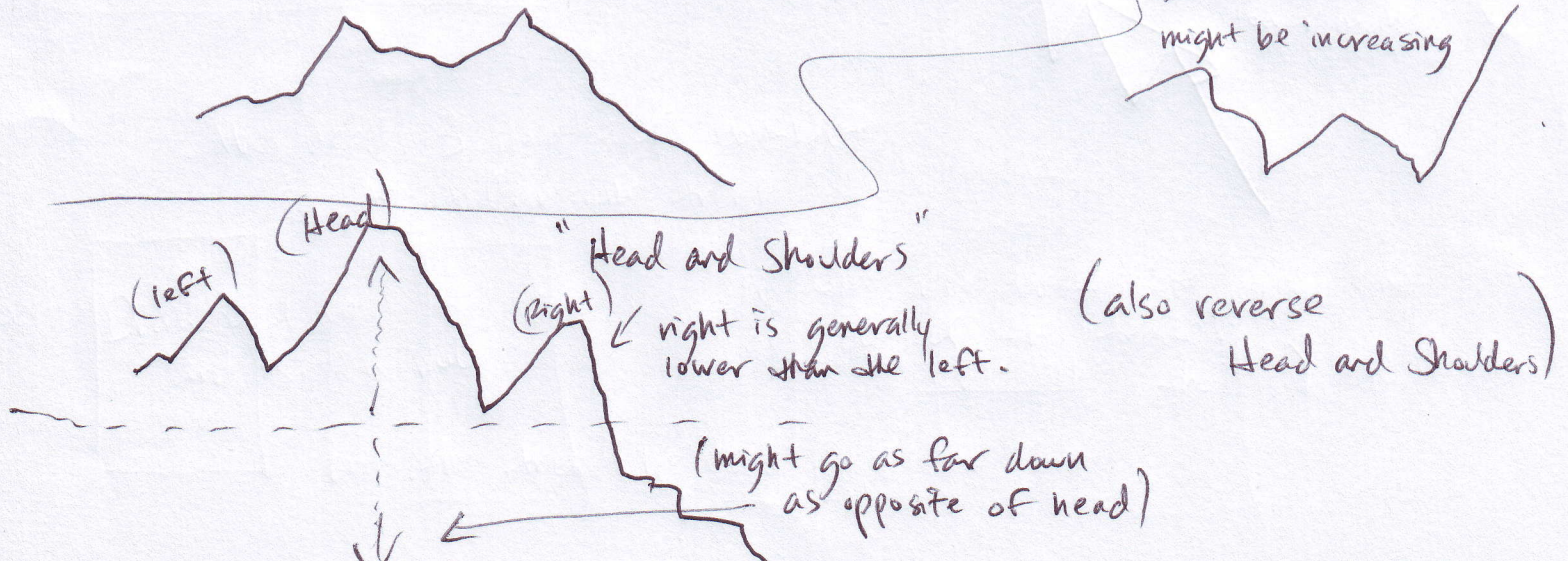
Are there any patterns in the past that tend to repeat?

Changes in Trends

"Trend Reversals"

"Double Tops" 2 tops, might be decreasing trend.

"Double Bottoms" might be increasing




Volume - determines the strength of the move.  
"Steam in the engine"

ADV = Average Daily Volume (good indicator)

enter - volume up  
close - volume down

Volume pace is required to break support or resistance levels.

"Volume spikes happen to be where price changes occur."



("trend reversals")

if volume drops, the market will tend to drift down.

"When we break a resistance, stay until next resistance"

(unless change happens of course...)

"Trend lines have 2 points of contacts and a corresponding 3rd."

If we anticipate a 4th, take some profit.  
(check it as it goes)

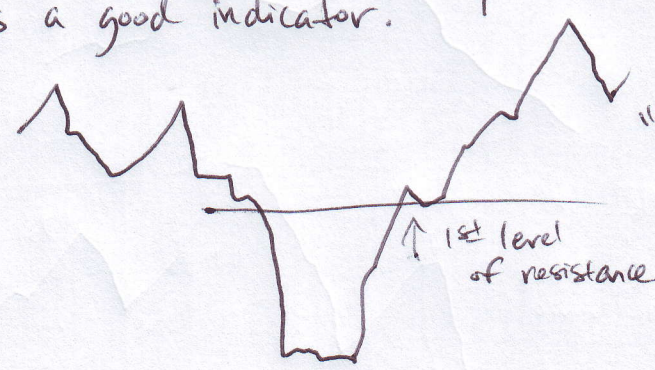
if the trend weakens, sell.

If trend keeps going,  
Draw a new trend line.



must be lower highs. (or up trend higher lows)

We need confirmation to buy - Green (clear) candles above 1st resistance is a good indicator.



"V bottom"


(stop if goes below the resistance) !!


S & R lines (AKA) support and resistance.  
(shows ~~where~~ the turning points)

"Deciding based on the trend line/price movement, takes the emotion out of the decision."

### Simple Moving Average

If have 20 SMA's and 50 SMA's  
(Simple moving averages)

\* trend has momentum if  "expanding"

\* trend is losing momentum if  "contracting"

"Don't wait for cross over"

"Divergence" vs "Convergence"

or expansion vs. compression

Remember trends must have 2 points and a corresponding 3rd!

### Continuation Patterns

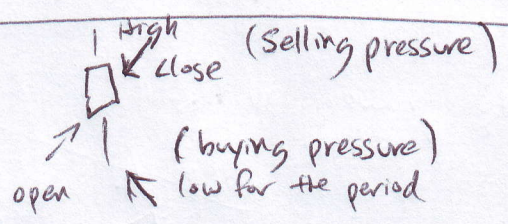
if buyers/sellers are closer in up trend, becomes "Bullish".

"Are buyers pushing the price up"

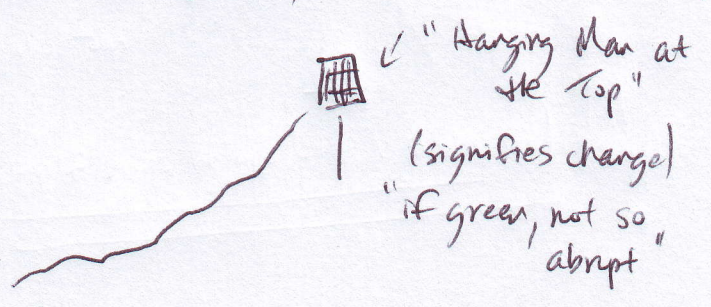

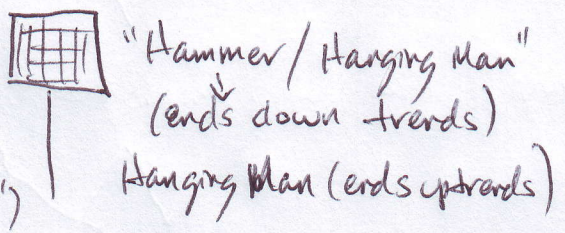
"Always wait for the confirmation"

"Sentiment of the trend"


### Basic Candlesticks



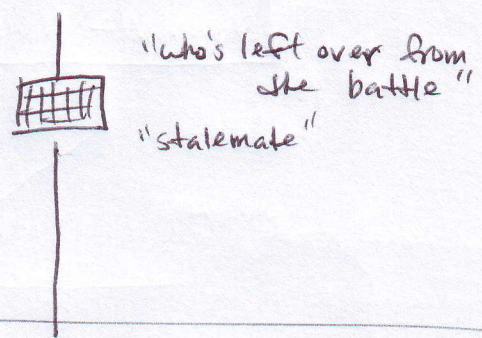
+ "cross of indecision"  
↑ long bottom shadow  
"buying pressure"  
("opportunity for turn in market")




"Spinning top"



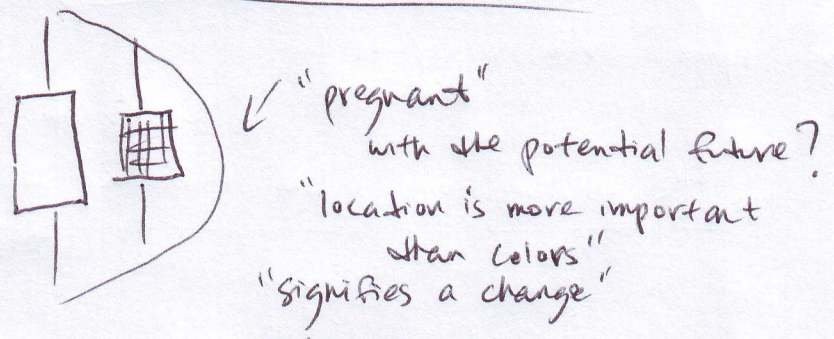
"High Wave"



"Shooting Stars"

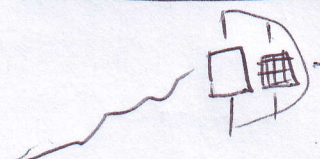



" Harami Reversal Pattern"



"Bullish Harami pattern"


"Bearish Harami pattern"



← just shows the Harami relationship "pregnant"


"Engulfing Pattern (reversal pattern)"  
"opposite of Harami"

Basic Reversal Patterns (trend)



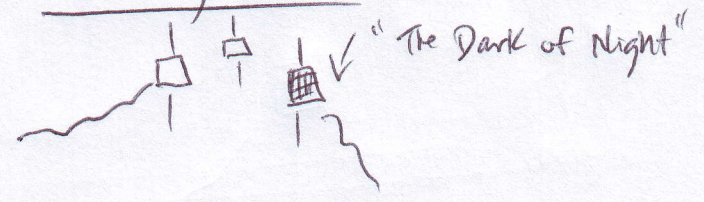
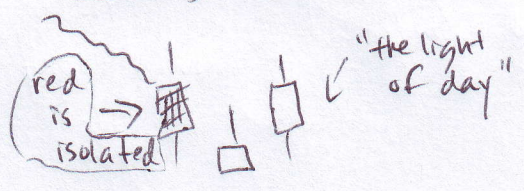
"Bearish Engulfing"

"Bullish Engulfing"



"Morning Star"

"Evening Star"



"Evening Doji Star"

"Morning Doji Star"

